



The NEMES Gazette

NEW ENGLAND MODEL ENGINEERING SOCIETY INC.

No. 135

July 2007

© 2007 NEMES

Gazette Staff

Editor Victor Kozakevich
 Publisher Bob Neidorff
 Events Editor Bill Brackett
 Meeting Notes Todd Cahill

NEMES officers

President Dick Boucher
 Vice Pres. Frank Dorion
 Treasurer Richard Koolish
 Secretary Todd Cahill
 Membership Secretary Ed Borgeson
 Director Mike Boucher

NEMES web site

<http://www.neme-s.org>

Contact Addresses

Victor Kozakevich, Editor
 4A Sherman St
 Cambridge, MA 01238
vkozak@att.net


Dick Boucher, President
 130 West Main St
 Georgetown, MA 01833
rlucienb@juno.com

Richard Koolish, Treasurer
 212 Park Ave.
 Arlington, MA 02476-5941
koolish@alum.mit.edu

Ed Borgeson, Membership
 11 Peck Ave.
 Wayland, MA 01778
eborg1@verizon.net

Bob Neidorff, Publisher
 39 Stowell Road
 Bedford, NH 03110
Neidorff@ti.com

Bill Brackett, Event Editor
 29 East Main St
 Northborough MA 01532
thebracketts@verizon.net



Editor's Desk

Victor Kozakevich

I started on a new project recently, and it made me stop and think about how these things evolve. Do we control the project or are we at the whim of external forces?

Of course, it's easy to pick from a catalog of casting kits or buy a Lindsay project book, but there seems a special reward for doing your own design and plan set. Of course, you may not start out with all the necessary skills, but that's part of the evolution, not to mention the fun of scrounging and horse trading to get special parts

My project involves reproducing a popular regulator clock made by Seth Thomas. I purchased a case plan, but I learned the design is not authentic to the original. It turns out a friend's father worked in ST's woodshop before they sent production overseas, and he kept enough case pieces to build up an example of this clock. So I think I'll pay him a visit with ruler and pencil in hand.

A visit to the Willard Clock Museum turned up a reasonably priced reproduction movement, donated to the gift shop. Just a few dozen more lucky breaks and I'll have a clock!

Next Meeting

Thursday, July 5, 2007

7:00 PM. Meetings held at:
 Charles River Museum of Industry
 154 Moody Street
 Waltham, Massachusetts

Membership Info

Annual dues of \$25 (via checks made payable to "NEMES" and mailed to our membership secretary) for the calendar year are due by December 31st of the prior year.

Missing a Gazette? Send mail or email to our publisher.

Addresses are in the left column.

Contents

Editor's Desk.....	1
President's Corner.....	2
The Meeting	2
NEMES Gazette Editorial Schedule	4
Corrections.....	4
NEMES.....	5
Mailing List.....	5
For Sale.....	5
NEMES clothing	5
Upcoming Events.....	6



President's Corner

Dick Boucher

The Meeting

July is one of our Poster Sessions so we have no guest speaker as such, but each of you who brings something for display will in effect be a speaker. I am looking forward to seeing what you bring in.

Miscellaneous Ramblings

Well, we are finally into summer. I haven't been able to get to any engine shows since Dunstable but I did get to stop in on the 40th anniversary for the North East Live Steamers at Larry Urbanski's Boxford Belt Railroad. They had a great day, weather wise, and a lot of older locomotives in scales from 1/2 inch to 1 1/2 inch were brought out for the event including one Lester Friend had built back in the middle of the last century. There were also a lot of pictures from events of many years ago. A great occasion and a lot of running on both the 3/4 high line and the 1 1/2 ground line.



John Bunza and Britannia

Shortly after the group broke up, my town of Georgetown had a weather event that made the national news. My daughter in Kentucky and my buddy in Spokane Washington both heard about it. We had a severe thunderstorm move through the town and it felled quite a swath of trees on the other side of town. Yet the dead cherry tree in my yard didn't shed a branch.

By the time you read this, Ed Rogers' gathering of the North Shore Old Car Club show at the Topsfield Fair Grounds will be history. If you weren't able to make the event, keep an eye on the NEMES web site. I am sure Errol will have something posted by that evening.

Dick B.



The Meeting

Todd Cahill

Venerable President Richard Boucher opened the June meeting with the sad news that longtime NEMES member Bill Schoppe passed away on May 9th. Bill will surely be missed at our meetings and the



Lester Friend's Tiger

antique engine shows. The collections of items he displayed, from plumb bobs to model airplane engines, as well as his demeanor entertained many over the years. A scholarship has been set up in Bill's name for children of the Maine Antique Power Club. NEMES voted on and passed a motion to donate \$100 from the club treasury to the fund.

Errol Groff has been adding a lot of video material to the club website. Realizing that some people in the club may not have high-speed internet connections, he burned them to DVDs to be added to the club library. They were snatched up quickly...to be returned next month once they are finished being watched

When Dick Koolish showed a friend the S-hook he made in Carl West's Blacksmithing class, she was reluctant to return it to him. Dick realized he should take a follow-up lesson to make some more. In addition to teaching smithing, Carl also offers shop-time for people who need access to a forge. Dick also informed us of a mystery screw thread found in a sundial he acquired that needed some repairs. The pitch of the screw is 32 but the diameter doesn't match any known American or metric screw. The general consensus was to re-tap the threads to match something conventional.

NEMES vice president Frank Dorian asked for advice on cutting a 7" diameter piece of glass for an antique surveyor's instrument. His own idea of making a special cutter that utilizes grinding compound was complimented by suggestions of cutting it larger with a glass cutter and cleaning it up by sanding it and having a glass shop cut a disc for him. Advice to use fresh glass was regarded while another suggestion to use Plexiglas was widely disregarded.

President emeritus Norm Jones informed us of the company that is providing water jet machined parts for the Lowell loom replica. The Apex Machine Company is located on 610 Quaker St, Northbridge, MA 01534 (508) 234-1360. Owner Daryl Plantinga has operated the business out of his garage since 2001. The machine uses high pressure (42,000 PSI!) and 80 grit garnet (50lbs per hour!) to cut pieces out of stock metal. A DXF file is required for input

into the machine. Given the excellent quality, finish, and turnaround of the work, the cost seemed quite reasonable.

Harvey Noel brought in a bracket for holding a dial indicator he made for his South Bend Lathe.

Joe Ng brought in a side frame pattern to a tender truck of a Commonwealth locomotive. Joe made the pattern in 1984. He was informed by a trip to the Smithsonian to view an original and by a drawing found in Live Steam magazine. Joe enlarged and copied the drawing through photography and applied it to a piece of $\frac{3}{32}$ " aluminum, which was then applied to a piece of mahogany. Joe cut the mahogany to the pattern with a jewelers saw. Difficulties arose in pouring when the core print kept shifting in the mold. By experimenting with how the metal entered the mold, he got 4 castings in 12 tries. In the 25 years since making the mold and castings, Joe learned that using key seats to lock the core print in place would have helped. The bronze for the castings came from big waterworks valves. Anyone who has seen Joe's beautiful locomotive might be surprised to find out that the only material he bought was some brass hex stock and a stainless bar. The rest was from the scrap yard.

A special expression of thanks was given to Errol for producing the club's new sign.

The main speaker for the evening was John Muise. John is writing a book on the history of model and toy trolleys. John first became interested in trolleys 65 years ago when, as a boy, he attended a show by the Boston Society of Model Engineers. He started acquiring trolleys in the 1950s. His book will cover miniature American made electrically powered trolleys from 1896 to 1945.

The first company to produce an electric toy train was the Cincinnati firm of Carlisle and Finch in 1896. The first 500 sets made sold out immediately, which prompted the company to devote itself entirely to the manufacture of toy trains. The trolley was #2 (2") gauge and was sold as a store window display attraction. The power source for these and many other early electric trains and trolleys was dry or wet cell batteries. Carlisle and Finch produced trolleys and trains until around 1917 when wartime manufacture took over.

The Lionel Manufacturing Co began selling toy trolleys for window displays in 1901. The Morton E. Converse Company in Massachusetts first produced the tinsplate bodies for these trolleys. The Converse Co. offered their trolleys as wind-up toys with the paint applied by hand with stencils. On Lionel's trolleys, painting was done by spray. Lithographs were also used. The gauge was $2\frac{7}{8}$ "", but was soon abandoned for the slightly smaller standard gauge.



Tinplate was first used in the 1840s. Cast Iron was first used in toys in the 1870s. Sheet brass was used in the 1890s. Plastics (Bakelite) were used sparingly in the 1930s as well as die-cast metal. The early die-cast metal trains suffered greatly from impurities and often disintegrated. Marx trains perfected the use of die-cast metals early on for the practical reason that they did not want parts being returned because of material failure. Following World War Two, Japanese companies began producing very detailed train bodies in brass.




In the 1930s, there were many small manufacturers of casting kits, Aluminum and

bronze castings were produced in many backyard foundries. Buyers of the castings would outfit with their motor of choice and assemble the overhead wire system required for power delivery.

Toy trains and trolleys were originally sold to stores to attract customers to the other products inside. Soon people set up the miniature trains during the holidays to run under the Christmas tree. It wasn't until the 1920s that model railroaders started producing permanent layouts with trees, buildings and landscapes. John brought with him some nice examples from the various eras and styles of trolleys discussed.

The meeting nearly adjourned without voting for this year's officers. What would have happened then? Surprisingly, the present group in charge was unanimously voted in without a challenge to any office.

Todd



NEMES Gazette Editorial Schedule

Here are the closing dates for Gazette written contributions in the coming months:

<u>Issue</u>	<u>closing date for contributions</u>
August '07	July 20, 2007
September '07	August 24, 2007
October '07	September 21, 2007
November '07	October 19, 2007
December '07	November 23, 2007

Corrections

- Editor

In last month's *In Memoriam* column for Bill Schoppe, I reprinted a letter regarding the scholarship fund that had been posted to the NEMES list. The letter had been written by Joe Kelley, President of MAPA. My edits clipped off the signature. My apologies to Mr. Kelley.



NEMES

Mailing List

To join, send an email to nemes-subscribe@yahoogroups.com and mention subscribe on the subject line and in the body of the message.



For Sale

Universal mill

VAN NORMAN Model 12 UNIVERSAL MILL. All power feed, w/maintenance and operator's manual. 3 HP-3 phase, w/phase converter. 8" x 36" table. Rebuilt head, converted to R-8 collets. New ball screws. Just finished scraping in. Can load on your truck or trailer. Located 3 miles off of Exit 6, Mass. Pike. (Ludlow) \$750. Call Ron at 413 589-9976 for more info.

Shaper

AAMCO 7" Shaper. Restored to near mint. Comes w/original oil tray, cast iron belt guards, vise, and wheeled stand. Stand has been refurbished. Many extras. Located in Oxford, MA., about 4 miles from Exit 10, Mass. Pike. Due to recent surgery, I cannot help load, but 2 men can easily handle this. Call Howard at 508 987-0654 for more info.

Shaper Work CD

Put out in 1944 by the New York State education Department this 326 page manual is chock full of valuable tips and information on using the King of Machine tools....The Shaper. Covered is everything you need to know about the care and feeding of the shaper, use of the shaper, even how to sharpen tools for the shaper. Scanned and saved in Adobe Acrobat format. The CD now has a lot more info on it, and the price has increased accordingly. \$10.00, shipping included.


Errol Groff
180 Middle Road
Preston, CT 06365 8206
errol.groff@snet.net

NEMES Shop Apron



Look your best in the shop! The NEMES shop apron keeps clothes clean while holding essential measuring tools in the front pockets. The custom strap design keeps weight off your neck and easily ties at the side. The apron is washable blue denim with an embroidered NEMES logo on top pocket.

Contact Rollie Gaucher 508-885-2277




NEMES clothing

NEMES Tee Shirts

NEMES tee shirts and sweat shirts are available in sizes from S to XXXL. The tee shirts are gray, short sleeve shirt, Hanes 50-50. You won't shrink this shirt! The sweat shirts are the same color, but long sleeve and a crew neck. Also 50-50, but these are by Lee. The sweat shirts are very comfortable!

Artwork by Richard Sabol, printed on front and back:



Rear



Front

Prices:

	Tee Shirts	Sweat Shirts
S - L	\$12.00	\$22.00
XXL	\$14.00	\$24.00
XXXL	\$15.00	\$25.00

Add \$5 shipping and handling for the first tee shirt, \$1 for each additional shirt shipped to the same address. Sweat shirts are \$7 for shipping the first, and \$1.50 for each additional sweat shirt.

Profits go to the club treasury.

Mike Boucher
10 May's Field Rd
Lunenburg, MA 01462-1263
mdbouch@hotmail.com



**MARK
THIS
DATE**

Upcoming Events

Bill Brackett

To add an event, please send a brief description, time, place and a contact person to call for further information to Bill Brackett at thebracketts@verizon.net or (508) 393-6290.

Bill

July 5th Thursday 7PM
NEMES Monthly club meeting
Charles River Museum of Industry
781-893-5410 Waltham, MA

July 7th Antique Engine Meet & Tractor Pull
Boothbay Railway Village
Rt 27 Boothbay ME

www.railwayvillage.org

July 7-8th Fabulous 50s, 60s, & 70s & Antique
Aeroplane Show
Owls Head Transportation Museum Owls ME

July 8th Pepperell Show
RT 111 Pepperell, MA Ken Spalding 978-433-5540

July 15th 9:00am The Flea at MIT
Albany Street Garage at the corner of Albany and
Main Streets in Cambridge

July 21-22nd Trucks, Tractors, Engines & Antique
Aeroplane Show
Owls Head Transportation Museum Owls ME

July 27-29 Eliot Antique Tractor & Engine Show
Raitt Homestead Farm, Rt 103
Eliot ME. Lisa Raitt 207-748-3303

July 28-29th New England All-Corvette Meet &
Aerobatics Show
Owls Head Transportation Museum Owls ME

Aug 2nd Thursday 7PM
NEMES Monthly club meeting
Charles River Museum of Industry 781-893-5410
Waltham, MA

Aug XXXX Scribner's Mill Show
Sebago Lake Region near Harrison ME
207-583-6455

Aug 11-12th Straw Hollow Engine Show
Boylston, MA
J. A. Resseguie 508-869-2089

Aug 18th 30th Annual New England Auto Auction
Owls Head Transportation Museum Owls ME

Aug 19th 9:00am The Flea at MIT
Albany Street Garage at the corner of Albany and
Main Streets in Cambridge

Aug 24th- 26th 37th Annual Meet
Waushakum Live Steamers
Holliston MA
<http://www.steamingpriest.com/wls/>

Aug 26th Vintage Motorcycle Meet & Antique
Aeroplane Show
Owls Head Transportation Museum Owls ME