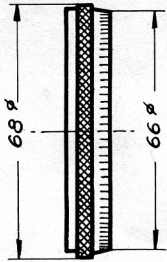


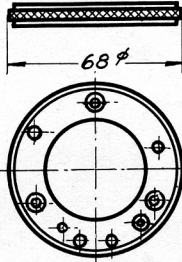


Parts List UPA 3

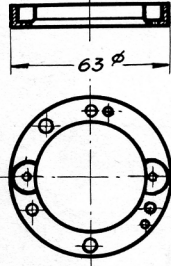
Important: When ordering, check whether the dimensions of the required parts correspond with dimensions given on list. Advise model and serial number of Head.



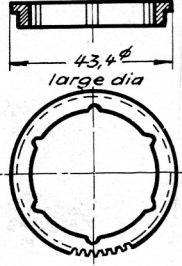
Graduated Collar
UPA 3-41



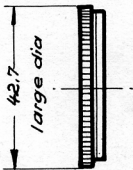
Retaining Ring
UPA 3-51



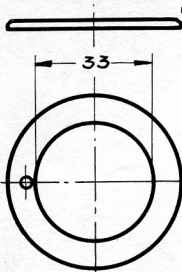
Internal Ring
UPA 3-52



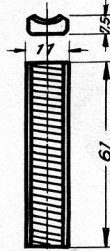
Coupling Gear Ring
UPA 3-34



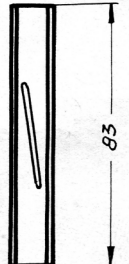
Gear Ring
UPA 3-44



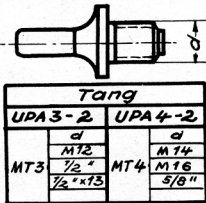
Closing Ring
UPA 3-75



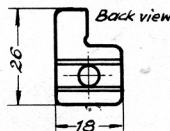
Rack
UPA 3-25



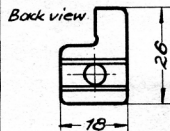
Gib
UPA 3-6



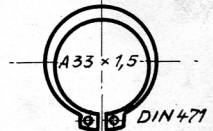
Worm Gear
UPA 3-24



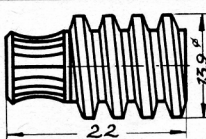
Stop Dog right
UPA 3-15



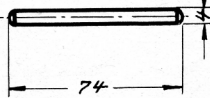
Stop Dog left
UPA 3-15



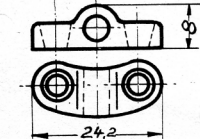
Clamping Ring
UPA 3-77



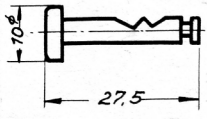
Worm Gear
UPA 3-24



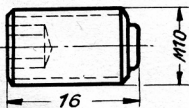
Cylindrical Pin
UPA 3-29



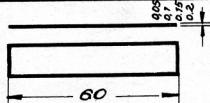
Stop Rod Bracket
UPA 2-66



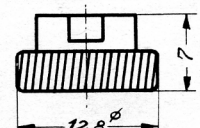
Feed Button
UPA 3-31



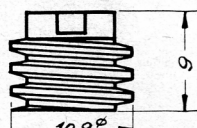
Holding Screw
UPA 3-12



Spacer for Rack
UPA 3-28



Gear
UPA 3-21



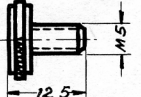
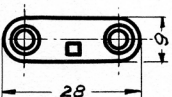
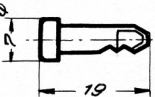
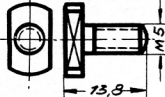
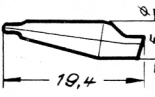
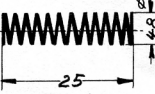
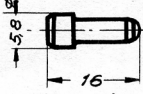
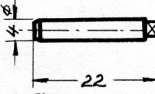
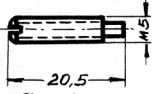

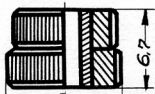

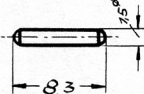
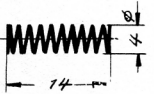
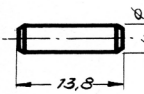

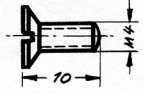
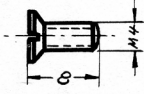
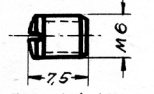
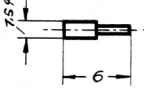
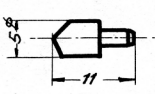
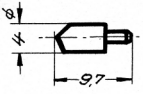
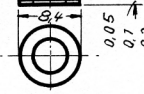
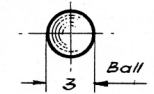
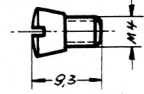
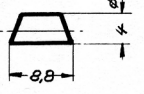
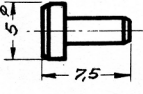
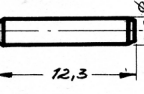

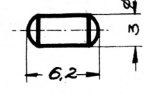
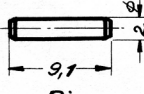
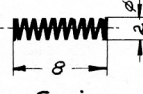

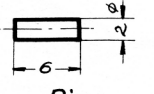
Worm
UPA 3-20



Parts List UPA 3

Page 2

Important: When ordering, check whether the dimensions of the required parts correspond with dimensions given on list. Advise model and serial number of Head.

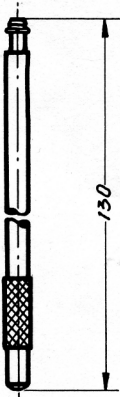
 <p>Slide Locking Screw UPA 3-9</p>	 <p>Cover Plate UPA 3-23</p>	 <p>Rapid Return Button UPA 2-56</p>	 <p>Bolt for Dog UPA 3-16</p>	 <p>Feed Lever UPA 3-32</p>																
 <p>Spring UPA 3-36</p>	 <p>Stop Pin UPA 3-17</p>	 <p>Gear Axle UPA 3-22</p>	 <p>Gib Screw UPA 3-11</p>	 <p>Nut UPA 3-18</p>																
 <p>Planetary Gear UPA 2-53/55</p>	 <table border="1" data-bbox="343 556 485 666"> <thead> <tr> <th colspan="4">Pin</th> </tr> <tr> <th>Part No.</th> <th>d</th> <th>L</th> <th>MT</th> </tr> </thead> <tbody> <tr> <td>UPA 4-8</td> <td>4</td> <td>19,6</td> <td>3</td> </tr> <tr> <td>UPA 4-4</td> <td>5</td> <td>26</td> <td>4</td> </tr> </tbody> </table>	Pin				Part No.	d	L	MT	UPA 4-8	4	19,6	3	UPA 4-4	5	26	4	 <p>Pin UPA 2-64</p>	 <p>Spring UPA 3-69</p>	 <p>Pin UPA 3-8</p>
Pin																				
Part No.	d	L	MT																	
UPA 4-8	4	19,6	3																	
UPA 4-4	5	26	4																	
 <p>Pin UPA 2-65</p>	 <p>Countersunk Screw UPA 2-62</p>	 <p>Countersunk Screw UPA 3-30</p>	 <p>Sensitivity Adjustment Screw UPA 3-37</p>	 <p>Bolt UPA 3-14</p>																
 <p>Angle Pin UPA 3-33</p>	 <p>Angle Pin UPA 2-57</p>	 <p>Spacer UPA 3-26</p>	 <p>Ball UPA 2-38</p>	 <p>Countersunk Screw UPA 2-67</p>																
 <p>Angle Piece UPA 3-7</p>	 <p>Spring Pad UPA 3-35</p>	 <p>Pin UPA 2-61</p>	 <p>Spring UPA 2-59</p>	 <p>Pin UPA 3-40</p>																
 <p>Pin UPA 3-68</p>	 <p>Spring UPA 3-10</p>	 <p>Pin UPA 3-76</p>	 <p>Pin UPA 3-13</p>																	



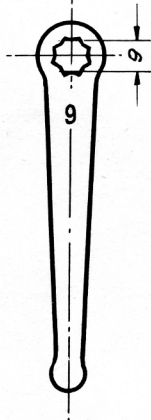
Parts List UPA 3

Important: When ordering, check whether the dimensions of the required parts correspond with dimensions given on list. Advise model and serial number of Head.


Operating Parts UPA 3




Stop Rod with Spring Clip
UPA 3-60



Flat Wrench SW9
UPA 3-91

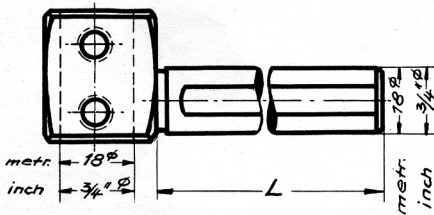


Lever
UPA 2-81




Allen Wrench 5
S 350

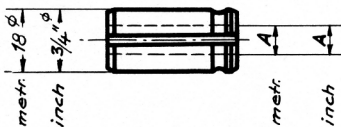
Extra Equipment UPA 3



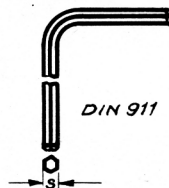
Boring Bar Holder		
metr.	inch	L
BH 308	BH 308 z	80
BH 312	BH 312 z	120



Boring Bar		
metr.	inch	L
B 306	B 306 z	60
B 309	B 309 z	90
B 312	B 312 z	120



Clamping Sleeve			
metr.	φ A	inch	φ A
Sp 3.08	8	Sp 3.08 z	5/16"
Sp 3.10	10	Sp 3.10 z	3/8"
Sp 3.12	12	Sp 3.12 z	1/2"
Sp 3.14	14	Sp 3.14 z	5/8"



Allen Wrench	
	S
S 340	4
S 360	6

